



अमृत महा आवास अभियान २०२२-२३

दैनिक प्रगती अहवाल : २५.०५.२०२३

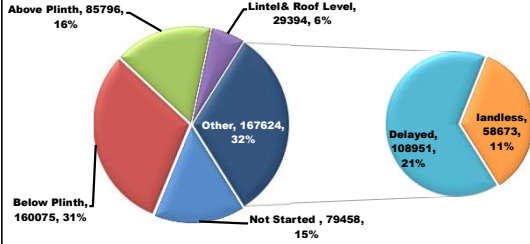
प्रधानमंत्री आवास योजना ग्रामीण – मंजूरी, पूर्ण घरकुले, हप्ते वितरण, भूमिहीन, आर्थिकदृष्ट्या अपुर्ण
राज्य पुरस्कृत ग्रामीण आवास योजना – मंजूरी, पूर्ण घरकुले, हप्ते वितरण, आर्थिकदृष्ट्या अपुर्ण

योजना	एकूण मंजूरी	दैनिक मंजूरी	एकूण पूर्ण	दैनिक पूर्ण घरकुले	दैनिक पहिला हप्ता वितरित	दैनिक दुसरा हप्ता वितरित	दैनिक तिसरा हप्ता वितरित
प्रधानमंत्री आवास योजना ग्रामीण	१४०९०७९	०	१०५४७९५	३२२७	१०७	४५७	७४९
राज्य योजना	५६८५३४	१३२	४०८९९८	७७६	१८२	३९	४२
एकूण	१९७७६१३	१३२	१४६३७९३	४००३	२८९	४९६	७९१

PMAY-G Completion Progress Bar

74.9%

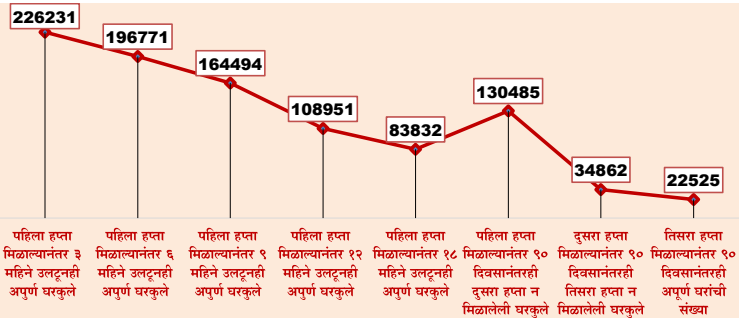
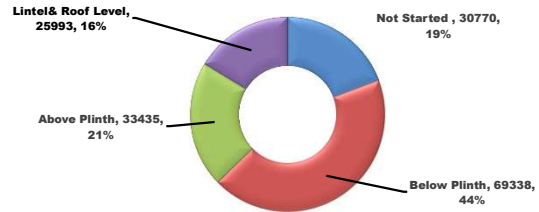
PMAY-G: Incomplete Houses bifurcation



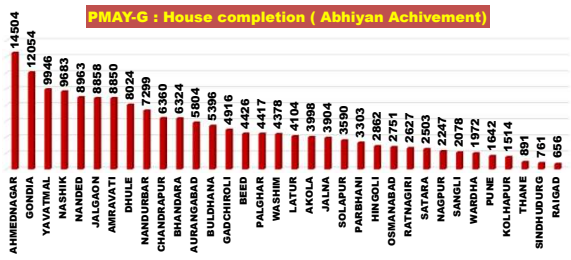
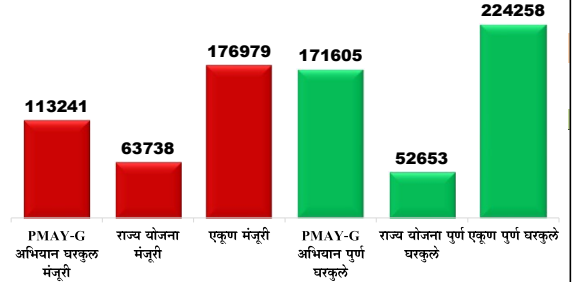
State Schemes Progress Bar

71.9%

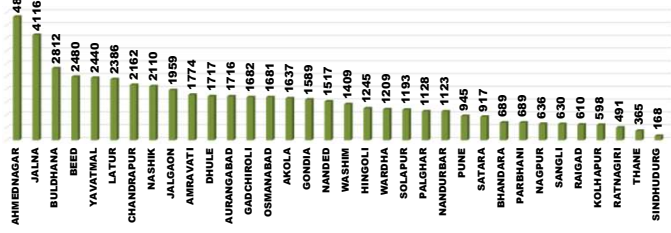
State Schemes: Incomplete Houses bifurcation



Abhiyan Achievement Day 186



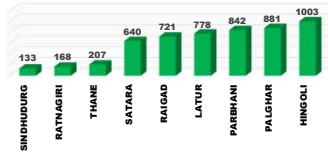
State Schemes: House completion (Abhiyan Achievement)



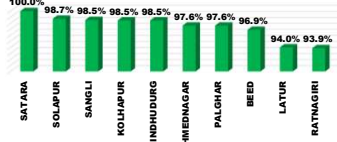
राज्य व्यवस्थापन कक्ष- ग्रामीण गृहनिर्माण
४ था मजला, दक्षिण कक्ष, सिडको भवन, सीबीडी बेलापूर, नवी मुंबई - ४०० ६१४.

Top and Bottom Ten Districts

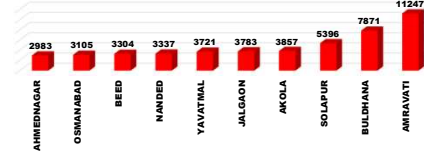
PMAY-G Delayed Houses TOP 10 Dist.



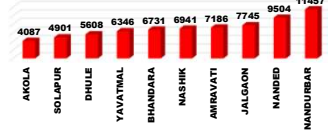
State Schemes Sanction TOP 10 Dist.



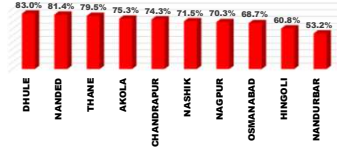
PMAY-G Remaining 1st Installments Bottom 10 Dist.



PMAY-G Delayed Houses Bottom 10 Dist.



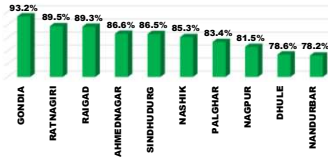
State Schemes Sanction Bottom 10 Dist.



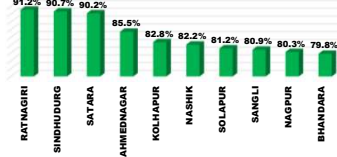
PMAY-G Remaining 2nd Installments Bottom 10 Dist.



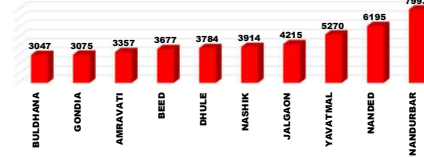
PMAY-G Completion TOP 10 Dist.



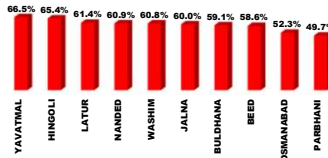
State Schemes Completion TOP 10 Dist.



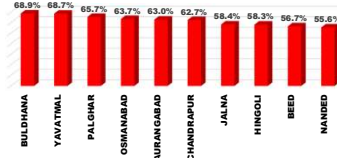
PMAY-G Remaining 3rd Installments Bottom 10 Dist.



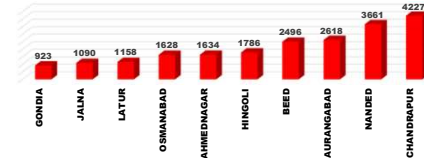
PMAY-G Completion Bottom 10 Dist.



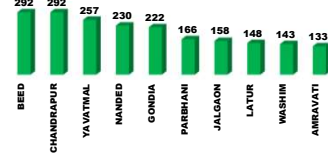
State Schemes Completion Bottom 10 Dist.



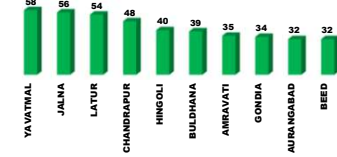
State Schemes Remaining 1st Installments Bottom 10 Dist.



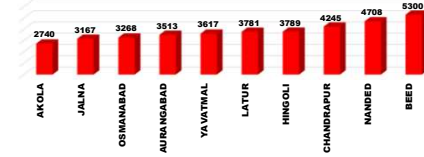
PMAY-G Daily Completion Top 10 Dist.



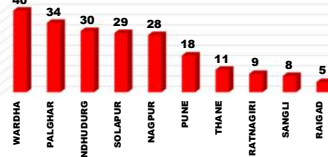
State Schemes Daily Completion Top 10 Dist.



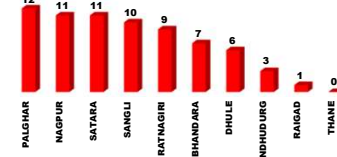
State Schemes Remaining 2nd Installments Bottom 10 Dist.



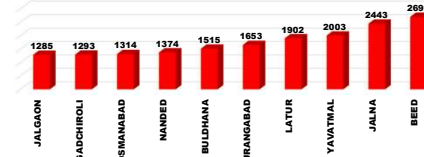
PMAY-G Daily Completion Bottom 10 Dist.



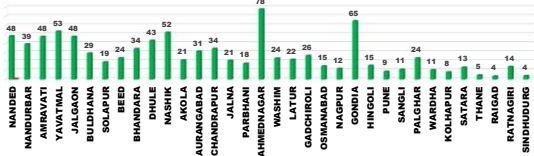
State Schemes Daily Completion Bottom 10 Dist.



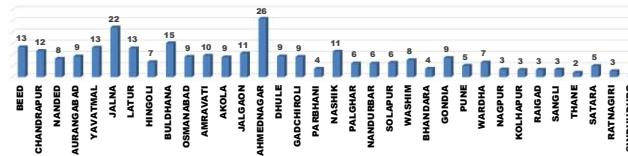
State Schemes Remaining 3rd Installments Bottom 10 Dist.



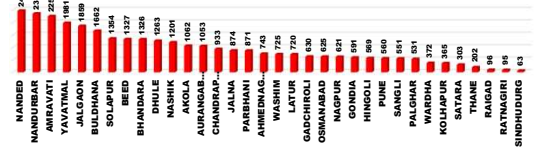
PMAY-G : Current Pace of Completion Per Day (Abhiyan)



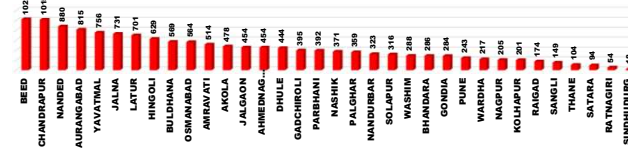
State Schemes : Current Pace of Completion Per Day (Abhiyan)



PMAY-G Required Pace of Completion Per Day



State Schemes Required Pace of Completion Per Day



प्रधानमंत्री आवास योजना ग्रामीण - मंजूरी (PWL+Awaas Plus)

Sr. No.	Division	Target (PWL+Awaas Plus)	24.05.2023	25.05.2023	Daily_Achievement	Remaining
1	NASHIK DIV.	414875	413544	413531	0	1344
2	AMRAVATI DIV.	274735	274229	274222	0	513
3	AURANGABAD DIV.	238003	237299	237299	0	704
4	NAGPUR DIV.	291892	291207	291207	0	685
5	KONKAN DIV.	69871	69611	69611	0	260
6	PUNE DIV.	124301	123228	123209	0	1092
Total		1413677	1409118	1409079	0	4598

Sr. No.	District	Target (PWL+Awaas Plus)	24.05.2023	25.05.2023	Daily_Achievement	Remaining
1	AHMEDNAGAR	60787	60752	60752	0	35
2	AKOLA	48792	48778	48778	0	14
3	AMRAVATI	95496	95242	95242	0	254
4	AURANGABAD	36740	36514	36514	0	226
5	BEED	35310	35253	35253	0	57
6	BHANDARA	64980	64919	64919	0	61
7	BULDHANA	44741	44701	44701	0	40
8	CHANDRAPUR	43094	42958	42958	0	136
9	DHULE	65009	64917	64917	0	92
10	GADCHIROLI	31707	31615	31615	0	92
11	GONDIA	96493	96138	96138	0	355
12	HINGOLI	18109	18083	18083	0	26
13	JALNA	24038	24023	24023	0	15
14	KOLHAPUR	17637	17586	17586	0	51
15	LATUR	20679	20493	20493	0	186
16	NAGPUR	36985	36970	36970	0	15
17	NANDED	69533	69463	69463	0	70
18	NANDURBAR	119654	118958	118958	0	696
19	NASHIK	89748	89683	89683	0	65
20	OSMANABAD	14506	14408	14408	0	98
21	PALGHAR	35415	35188	35188	0	227
22	PARBHANI	19088	19062	19062	0	26
23	RAIGAD	9830	9820	9820	0	10
24	RATNAGIRI	9888	9871	9871	0	17
25	SANGLI	21778	21606	21606	0	172
26	SINDHUDURG	5133	5133	5133	0	0
27	SOLAPUR	49095	48394	48394	0	701
28	THANE	9605	9599	9599	0	6
29	WARDHA	18633	18607	18607	0	26
30	YAVATMAL	65322	65146	65146	0	176
31	SATARA	15321	15216	15215	-1	106
32	WASHIM	20384	20362	20355	-7	29
33	JALGAON	79677	79234	79221	-13	456
34	PUNE	20470	20426	20408	-18	62
Total		1413677	1409118	1409079	0	4598

Remaining Sanction RANK

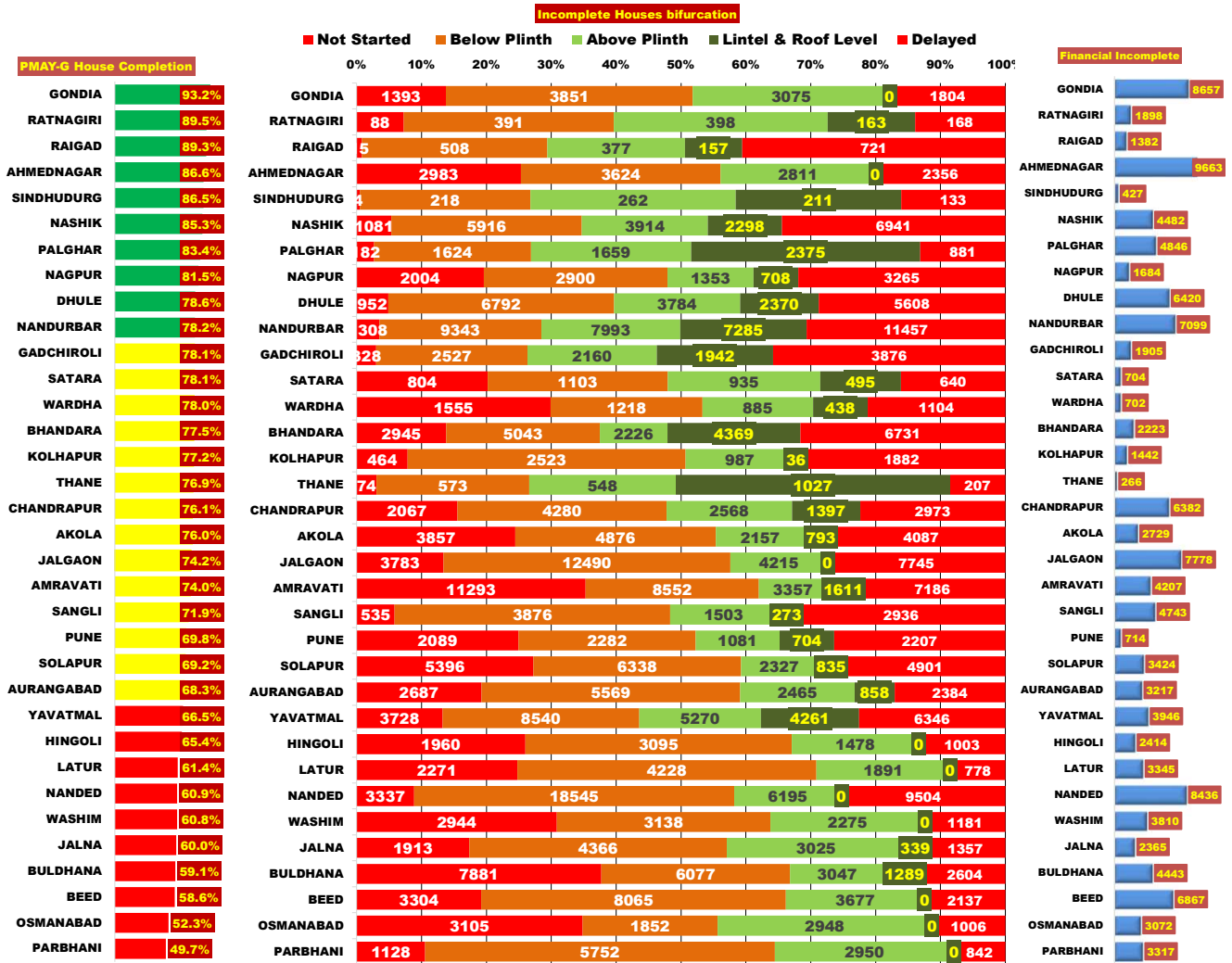
SINDHUDURG	0
THANE	6
RAIGAD	10
AKOLA	14
JALNA	15
NAGPUR	15
RATNAGIRI	17
HINGOLI	26
PARBHANI	26
WARDHA	26
WASHIM	29
AHMEDNAGAR	35
BULDHANA	40
KOLHAPUR	51
BEED	57
BHANDARA	61
PUNE	62
NASHIK	65
NANDED	70
DHULE	92
GADCHIROLI	92
OSMANABAD	98
SATARA	106
CHANDRAPUR	136
SANGLI	172
YAVATMAL	176
LATUR	186
AURANGABAD	226
PALGHAR	227
AMRAVATI	254
GONDIA	355
JALGAON	456
NANDURBAR	696
SOLAPUR	701

प्रधानमंत्री आवास योजना - ग्रामीण : भूमिहीन लाभार्थी अहवाल

Sr. No.	District	Google Sheet Report			AwaasSoft Report			
		Total Landless	Provided land	Remaining	Landless beneficiaries tagged in AwaasSoft	Landless beneficiaries provided land	Remaining Landless	Remaining Tag (provided land)
1	DHULE	18	18	0	18	18	0	0
2	GADCHIROLI	8	8	0	8	8	0	0
3	NANDURBAR	0	0	0	0	0	0	0
4	PALGHAR	11	9	2	11	11	0	-2
5	RAIGAD	6	6	0	6	6	0	0
6	RATNAGIRI	23	23	0	23	23	0	0
7	SINDHUDURG	420	420	0	420	420	0	0
8	KOLHAPUR	257	238	19	257	227	30	11
9	THANE	127	69	58	127	60	67	9
10	NANDED	362	319	43	362	242	120	77
11	GONDIA	2450	2450	0	2450	2327	123	123
12	BEED	212	125	87	212	72	140	53
13	SANGLI	430	198	232	410	144	266	54
14	PARBHANI	331	63	268	331	54	277	9
15	SATARA	1304	659	645	1294	630	664	29
16	NASHIK	1802	1324	478	1803	1072	731	252
17	HINGOLI	1713	795	918	1713	466	1247	329
18	CHANDRAPUR	2769	1221	1548	2750	1486	1264	-265
19	JALNA	1381	406	975	1374	85	1289	321
20	WARDHA	2803	1666	1137	2829	1347	1482	319
21	NAGPUR	5079	3611	1468	5020	3445	1575	166
22	LATUR	2299	1121	1178	2310	477	1833	644
23	JALGAON	22928	20121	2807	22877	20944	1933	-823
24	PUNE	2924	1602	1322	2877	880	1997	722
25	YAVATMAL	3612	1450	2162	3665	1291	2374	159
26	BHANDARA	5675	3543	2132	5669	3266	2403	277
27	OSMANABAD	2470	287	2183	2469	56	2413	231
28	WASHIM	3457	1398	2059	3436	865	2571	533
29	AURANGABAD	3297	1733	1564	3290	288	3002	1445
30	AHMEDNAGAR	7756	4183	3573	7755	4453	3302	-270
31	AKOLA	7072	3935	3137	7367	3905	3462	30
32	SOLAPUR	7297	3684	3613	7228	1410	5818	2274
33	BULDHANA	15191	9024	6167	15600	7977	7623	1047
34	AMRAVATI	21529	12817	8712	21539	11392	10147	1425
	Total	127013	78526	48487	127500	69347	58153	10539

प्रधानमंत्री आवास योजना ग्रामीण - पूर्ण घरकूले

Sr. No.	Division	Sanction	24.05.2023	25.05.2023	Daily Achievement	Remaining	Avg. Completed Per Day From 20.11.22 to Today	To be Completed in Per Day till 05.06.23
1	AURANGABAD DIV.	237299	142515	143678	1163	93621	194	8511
2	NAGPUR DIV.	291207	241250	242001	751	49206	182	4473
3	AMRAVATI DIV.	274222	189036	189725	689	84497	175	7682
4	NASHIK DIV.	413531	331486	331882	396	81649	260	7423
5	PUNE DIV.	123209	88610	88749	139	34460	61	3133
6	KONKAN DIV.	69611	58671	58760	89	10851	50	986
Total		1409079	1051568	1054795	3227	354284	923	32208



प्रधानमंत्री आवास योजना ग्रामीण - पूर्ण घरकूले

Sr. No.	District	Sanction	24.05.2023	25.05.2023	Daily_Achievement	Remaining	Aug. Completed Per Day From 20.11.22 to Today	To be Completed in Per Day till 05.06.23
1	BEED	35253	20362	20654	292	14599	24	1327
2	CHANDRAPUR	42958	32407	32699	292	10259	34	933
3	YAVATMAL	65146	43097	43354	257	21792	53	1981
4	NANDED	69463	42043	42273	230	27190	48	2472
5	GONDIA	96138	89410	89632	222	6506	65	591
6	PARBHANI	19062	9310	9476	166	9586	18	871
7	JALGAON	79221	58618	58776	158	20445	48	1859
8	LATUR	20493	12430	12578	148	7915	22	720
9	WASHIM	20355	12241	12384	143	7971	24	725
10	AMRAVATI	95242	70342	70475	133	24767	48	2252
11	BHANDARA	64919	50214	50336	122	14583	34	1326
12	OSMANABAD	14408	7430	7531	101	6877	15	625
13	JALNA	24023	14312	14410	98	9613	21	874
14	HINGOLI	18083	11732	11820	88	6263	15	569
15	BULDHANA	44701	26331	26417	86	18284	29	1662
16	NASHIK	89683	76397	76474	77	13209	52	1201
17	AKOLA	48778	37025	37095	70	11683	21	1062
18	NANDURBAR	118958	92968	93029	61	25929	39	2357
19	DHULE	64917	50960	51019	59	13898	43	1263
20	GADCHIROLI	31615	24636	24683	47	6932	26	630
21	KOLHAPUR	17586	13532	13576	44	4010	8	365
22	AHMEDNAGAR	60752	52543	52584	41	8168	78	743
23	AURANGABAD	36514	24896	24936	40	11578	31	1053
24	SATARA	15215	11838	11878	40	3337	13	303
25	WARDHA	18607	14471	14511	40	4096	11	372
26	PALGHAR	35188	29314	29348	34	5840	24	531
27	SINDHUDURG	5133	4408	4438	30	695	4	63
28	SOLAPUR	48394	33469	33498	29	14896	19	1354
29	NAGPUR	36970	30112	30140	28	6830	12	621
30	PUNE	20408	14234	14252	18	6156	9	560
31	THANE	9599	7366	7377	11	2222	5	202
32	RATNAGIRI	9871	8822	8831	9	1040	14	95
33	SANGLI	21606	15537	15545	8	6061	11	551
34	RAIGAD	9820	8761	8766	5	1054	4	96
Total		1409079	1051568	1054795	3227	354284	923	32208

राज्यपुरस्कृत आवास योजना ग्रामीण - मंजूरी

Sr. No.	Division	Target	24.05.2023	25.05.2023	Daily_Achievement	Remaining
1	NAGPUR DIV.	118430	96848	96933	85	21497
2	AURANGABAD DIV.	200327	169034	169048	16	31279
3	KONKAN DIV.	34744	31926	31938	12	2806
4	AMRAVATI DIV.	110155	94914	94926	12	15229
5	NASHIK DIV.	141552	112297	112304	7	29248
6	PUNE DIV.	65859	63385	63385	0	2474
Total		671067	568404	568534	132	102533

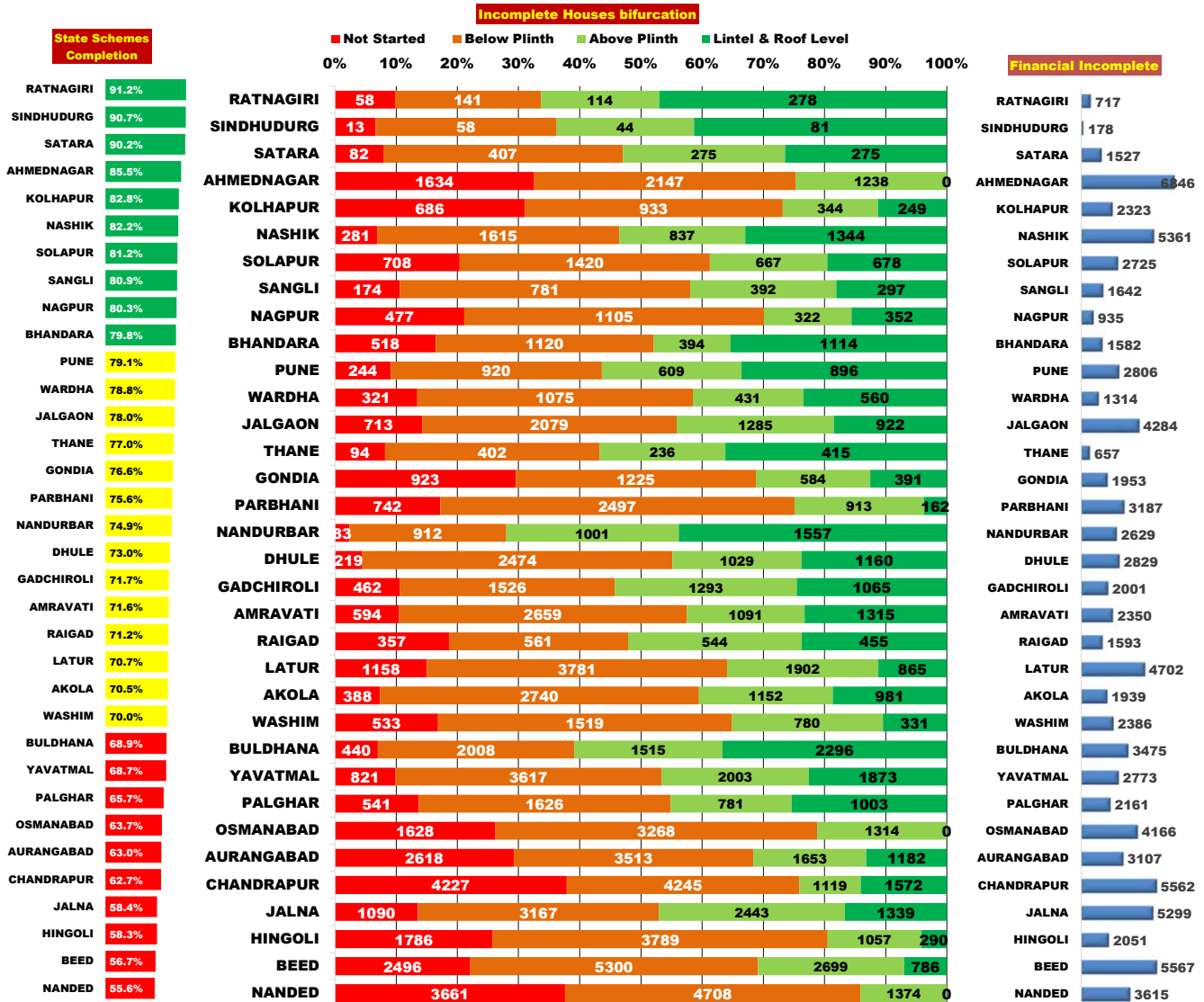
Sr. No.	District	Target	24.05.2023	25.05.2023	Daily_Achievement	Remaining
1	CHANDRAPUR	40285	29846	29930	84	10355
2	RAIGAD	7418	6635	6647	12	771
3	WASHIM	11503	10542	10551	9	952
4	LATUR	28004	26314	26322	8	1682
5	OSMANABAD	24853	17070	17078	8	7775
6	AHMEDNAGAR	35298	34446	34453	7	845
7	AMRAVATI	23224	19891	19894	3	3330
8	GADCHIROLI	16834	15336	15337	1	1497
9	AKOLA	23681	17832	17832	0	5849
10	AURANGABAD	26141	24255	24255	0	1886
11	BHANDARA	17612	15606	15606	0	2006
12	BULDHANA	21702	20097	20097	0	1605
13	DHULE	21790	18088	18088	0	3702
14	GONDIA	14261	13362	13362	0	899
15	HINGOLI	27298	16589	16589	0	10709
16	JALGAON	25851	22723	22723	0	3128
17	JALNA	20609	19324	19324	0	1285
18	KOLHAPUR	13090	12889	12889	0	201
19	NAGPUR	16291	11448	11448	0	4843
20	NANDED	26760	21785	21785	0	4975
21	NANDURBAR	26578	14141	14141	0	12437
22	NASHIK	32035	22899	22899	0	9136
23	PALGHAR	11792	11509	11509	0	283
24	PARBHANI	19784	17651	17651	0	2133
25	PUNE	14672	12763	12763	0	1909
26	RATNAGIRI	7129	6691	6691	0	438
27	SANGLI	8732	8604	8604	0	128
28	SATARA	10647	10647	10647	0	0
29	SINDHUDURG	2141	2108	2108	0	33
30	SOLAPUR	18718	18482	18482	0	236
31	THANE	6264	4983	4983	0	1281
32	WARDHA	13147	11250	11250	0	1897
33	YAVATMAL	30045	26552	26552	0	3493
34	BEED	26878	26046	26044	-2	834
Total		671067	568404	568534	132	102533

Remaining Sanction RANK

SATARA	0
SINDHUDURG	33
SANGLI	128
KOLHAPUR	201
SOLAPUR	236
PALGHAR	283
RATNAGIRI	438
RAIGAD	771
BEED	834
AHMEDNAGAR	845
GONDIA	899
WASHIM	952
THANE	1281
JALNA	1285
GADCHIROLI	1497
BULDHANA	1605
LATUR	1682
AURANGABAD	1886
WARDHA	1897
PUNE	1909
BHANDARA	2006
PARBHANI	2133
JALGAON	3128
AMRAVATI	3330
YAVATMAL	3493
DHULE	3702
NAGPUR	4843
NANDED	4975
AKOLA	5849
OSMANABAD	7775
NASHIK	9136
CHANDRAPUR	10355
HINGOLI	10709
NANDURBAR	12437

राज्यपुरस्कृत आवास योजना ग्रामीण - पूर्ण घरकूले

Sr. No.	Division	Sanction	24.05.2023	25.05.2023	Daily Achievement	Remaining	Avg. Completed Per Day From 20.11.22 to Today	To be Completed in Per Day till 05.06.23
1	AURANGABAD DIV.	169048	105662	105936	274	63112	85	5737
2	AMRAVATI DIV.	94926	66089	66270	181	28656	54	2605
3	NAGPUR DIV.	96933	70371	70512	141	26421	43	2402
4	NASHIK DIV.	112304	89708	89796	88	22508	63	2046
5	PUNE DIV.	63385	52281	52348	67	11037	23	1003
6	KONKAN DIV.	31938	24111	24136	25	7802	15	709
Total		568534	408222	408998	776	159536	283	14503



राज्यपुरस्कृत आवास योजना ग्रामीण - पूर्ण घरकूले

Sr. No.	District	Sanction	24.05.2023	25.05.2023	Daily Achievement	Remaining	Avg. Completed Per Day From 20.11.22 to Today	To be Completed in Per Day till 05.06.23
1	YAVATMAL	26552	18180	18238	58	8314	13	756
2	JALNA	19324	11229	11285	56	8039	22	731
3	LATUR	26322	18562	18616	54	7706	13	701
4	CHANDRAPUR	29930	18719	18767	48	11163	12	1015
5	HINGOLI	16589	9627	9667	40	6922	7	629
6	BULDHANA	20097	13799	13838	39	6259	15	569
7	AMRAVATI	19894	14200	14235	35	5659	10	514
8	GONDIA	13362	10205	10239	34	3123	9	284
9	AURANGABAD	24255	15257	15289	32	8966	9	815
10	BEED	26044	14731	14763	32	11281	13	1026
11	NANDED	21785	12076	12106	30	9679	8	880
12	NASHIK	22899	18793	18822	29	4077	11	371
13	JALGAON	22723	17697	17724	27	4999	11	454
14	AKOLA	17832	12546	12571	25	5261	9	478
15	WASHIM	10551	7364	7388	24	3163	8	288
16	WARDHA	11250	8842	8863	21	2387	7	217
17	GADCHIROLI	15337	10971	10991	20	4346	9	395
18	PUNE	12763	10074	10094	20	2669	5	243
19	OSMANABAD	17078	10858	10873	15	6205	9	564
20	PARBHANI	17651	13322	13337	15	4314	4	392
21	AHMEDNAGAR	34453	29442	29456	14	4997	26	454
22	KOLHAPUR	12889	10664	10677	13	2212	3	201
23	SOLAPUR	18482	14996	15009	13	3473	6	316
24	NANDURBAR	14141	10576	10588	12	3553	6	323
25	PALGHAR	11509	7546	7558	12	3951	6	359
26	NAGPUR	11448	9181	9192	11	2256	3	205
27	SATARA	10647	9597	9608	11	1039	5	94
28	SANGLI	8604	6950	6960	10	1644	3	149
29	RATNAGIRI	6691	6091	6100	9	591	3	54
30	BHANDARA	15606	12453	12460	7	3146	4	286
31	DHULE	18088	13200	13206	6	4882	9	444
32	SINDHUDURG	2108	1909	1912	3	196	1	18
33	RAIGAD	6647	4729	4730	1	1917	3	174
34	THANE	4983	3836	3836	0	1147	2	104
	Total	568534	408222	408998	776	159536	283	14503

प्रधानमंत्री आवास योजना ग्रामीण - हप्ते वितरण

Sr. No.	Division	1st Installment (Daily Achivement)	1st Installment Remaining	2nd Installment (Daily Achivement)	2nd Installment Remaining	3rd Installment (Daily Achivement)	3rd Installment Remaining
1	AURANGABAD DIV.	25	19674	108	51472	184	24629
2	NASHIK DIV.	0	10107	122	38165	192	22717
3	AMRAVATI DIV.	44	29637	94	31183	153	16106
4	PUNE DIV.	37	9162	74	16122	80	6833
5	NAGPUR DIV.	1	10079	31	19819	101	12267
6	KONKAN DIV.	0	360	28	3314	39	3244
Total		107	79019	457	160075	749	85796

PMAY-G 1st Ins Pending

SINDHUDURG	4
RAIGAD	12
THANE	74
RATNAGIRI	88
PALGHAR	182
GADCHIROLI	303
SANGLI	409
KOLHAPUR	464
SATARA	804
DHULE	952
NASHIK	1081
PARBHANI	1128
NANDURBAR	1308
GONDIA	1393
WARDHA	1555
NAGPUR	1869
JALNA	1883
HINGOLI	1960
CHANDRAPUR	2014
PUNE	2089
LATUR	2271
AURANGABAD	2686
WASHIM	2941
BHANDARA	2945
AHMEDNAGAR	2983
OSMANABAD	3105
BEED	3304
NANDED	3337
YAVATMAL	3721
JALGAON	3783
AKOLA	3857
SOLAPUR	5396
BULDHANA	7871
AMRAVATI	11247

PMAY-G 2nd Ins Pending

SINDHUDURG	218
RATNAGIRI	391
RAIGAD	508
THANE	573
SATARA	1103
WARDHA	1218
PALGHAR	1624
OSMANABAD	1852
PUNE	2282
KOLHAPUR	2523
GADCHIROLI	2527
NAGPUR	2900
HINGOLI	3095
WASHIM	3138
AHMEDNAGAR	3624
GONDIA	3851
SANGLI	3876
LATUR	4228
CHANDRAPUR	4280
JALNA	4366
AKOLA	4876
BHANDARA	5043
AURANGABAD	5569
PARBHANI	5752
NASHIK	5916
BULDHANA	6077
SOLAPUR	6338
DHULE	6792
BEED	8065
YAVATMAL	8540
AMRAVATI	8552
NANDURBAR	9343
JALGAON	12490
NANDED	18545

PMAY-G 3rd Ins Pending

SINDHUDURG	262
RAIGAD	377
RATNAGIRI	398
THANE	548
WARDHA	885
SATARA	935
KOLHAPUR	987
PUNE	1081
NAGPUR	1353
HINGOLI	1478
SANGLI	1503
PALGHAR	1659
LATUR	1891
AKOLA	2157
GADCHIROLI	2160
BHANDARA	2226
WASHIM	2275
SOLAPUR	2327
AURANGABAD	2465
CHANDRAPUR	2568
AHMEDNAGAR	2811
OSMANABAD	2948
PARBHANI	2950
JALNA	3025
BULDHANA	3047
GONDIA	3075
AMRAVATI	3357
BEED	3677
DHULE	3784
NASHIK	3914
JALGAON	4215
YAVATMAL	5270
NANDED	6195
NANDURBAR	7993

प्रधानमंत्री आवास योजना ग्रामीण - हप्ते वितरण

Sr. No.	District	1st Installment (Daily Achivement)	1st Installment Remaining	2nd Installment (Daily Achivement)	2nd Installment Remaining	3rd Installment (Daily Achivement)	3rd Installment Remaining
1	YAVATMAL	26	3721	31	8540	80	5270
2	NANDED	14	3337	54	18545	60	6195
3	SOLAPUR	24	5396	55	6338	38	2327
4	NANDURBAR	0	1308	33	9343	79	7993
5	AHMEDNAGAR	0	2983	21	3624	64	2811
6	AMRAVATI	4	11247	38	8552	43	3357
7	GONDIA	1	1393	19	3851	57	3075
8	DHULE	0	952	34	6792	19	3784
9	LATUR	6	2271	15	4228	27	1891
10	JALGAON	0	3783	21	12490	26	4215
11	PALGHAR	0	182	18	1624	25	1659
12	AKOLA	0	3857	19	4876	22	2157
13	BEED	0	3304	16	8065	22	3677
14	JALNA	0	1883	23	4366	14	3025
15	SANGLI	0	409	8	3876	27	1503
16	OSMANABAD	0	3105	0	1852	32	2948
17	CHANDRAPUR	0	2014	5	4280	25	2568
18	SATARA	13	804	0	1103	15	935
19	BULDHANA	14	7871	6	6077	4	3047
20	HINGOLI	3	1960	0	3095	18	1478
21	NASHIK	0	1081	13	5916	4	3914
22	GADCHIROLI	0	303	7	2527	9	2160
23	KOLHAPUR	0	464	11	2523	0	987
24	AURANGABAD	2	2686	0	5569	8	2465
25	BHANDARA	0	2945	0	5043	10	2226
26	THANE	0	74	10	573	0	548
27	SINDHUDURG	0	4	0	218	6	262
28	RAIGAD	0	12	0	508	5	377
29	WASHIM	0	2941	0	3138	4	2275
30	PARBHANI	0	1128	0	5752	3	2950
31	RATNAGIRI	0	88	0	391	3	398
32	NAGPUR	0	1869	0	2900	0	1353
33	PUNE	0	2089	0	2282	0	1081
34	WARDHA	0	1555	0	1218	0	885
	Total	107	79019	457	160075	749	85796

राज्यपुरस्कृत आवास योजना ग्रामीण - हप्ते वितरण

Sr. No.	Division	1st Installment (Daily Achievement)	1st Installment Remaining	2nd Installment (Daily Achievement)	2nd Installment Remaining	3rd Installment (Daily Achievement)	3rd Installment Remaining
1	AURANGABAD DIV.	128	15179	24	30023	22	13355
2	NAGPUR DIV.	53	6928	3	10296	0	4143
3	AMRAVATI DIV.	1	2776	12	12543	15	6541
4	KONKAN DIV.	0	1063	0	2788	3	1719
5	PUNE DIV.	0	1894	0	4461	2	2287
6	NASHIK DIV.	0	2930	0	9227	0	5390
Total		182	30770	39	69338	42	33435

State Schemes 1st Ins Pending

SINDHUDURG	13
RATNAGIRI	58
SATARA	82
NANDURBAR	83
THANE	94
SANGLI	174
DHULE	219
PUNE	244
NASHIK	281
WARDHA	321
RAIGAD	357
AKOLA	388
BULDHANA	440
GADCHIROLI	462
NAGPUR	477
BHANDARA	518
WASHIM	533
PALGHAR	541
AMRAVATI	594
KOLHAPUR	686
SOLAPUR	708
JALGAON	713
PARBHANI	742
YAVATMAL	821
GONDIA	923
JALNA	1090
LATUR	1158
OSMANABAD	1628
AHMEDNAGAR	1634
HINGOLI	1786
BEED	2496
AURANGABAD	2618
NANDED	3661
CHANDRAPUR	4227

State Schemes 2nd Ins Pending

SINDHUDURG	58
RATNAGIRI	141
THANE	402
SATARA	407
RAIGAD	561
SANGLI	781
NANDURBAR	912
PUNE	920
KOLHAPUR	933
WARDHA	1075
NAGPUR	1105
BHANDARA	1120
GONDIA	1225
SOLAPUR	1420
WASHIM	1519
GADCHIROLI	1526
NASHIK	1615
PALGHAR	1626
BULDHANA	2008
JALGAON	2079
AHMEDNAGAR	2147
DHULE	2474
PARBHANI	2497
AMRAVATI	2659
AKOLA	2740
JALNA	3167
OSMANABAD	3268
AURANGABAD	3513
YAVATMAL	3617
LATUR	3781
HINGOLI	3789
CHANDRAPUR	4245
NANDED	4708
BEED	5300

State Schemes 3rd Ins Pending

SINDHUDURG	44
RATNAGIRI	114
THANE	236
SATARA	275
NAGPUR	322
KOLHAPUR	344
SANGLI	392
BHANDARA	394
WARDHA	431
RAIGAD	544
GONDIA	584
PUNE	609
SOLAPUR	667
WASHIM	780
PALGHAR	781
NASHIK	837
PARBHANI	913
NANDURBAR	1001
DHULE	1029
HINGOLI	1057
AMRAVATI	1091
CHANDRAPUR	1119
AKOLA	1152
AHMEDNAGAR	1238
JALGAON	1285
GADCHIROLI	1293
OSMANABAD	1314
NANDED	1374
BULDHANA	1515
AURANGABAD	1653
LATUR	1902
YAVATMAL	2003
JALNA	2443
BEED	2699

राज्यपुरस्कृत आवास योजना ग्रामीण -हप्ते वितरण

Sr. No.	District	1st Installment (Daily Achivement)	1st Installment Remaining	2nd Installment (Daily Achivement)	2nd Installment Remaining	3rd Installment (Daily Achivement)	3rd Installment Remaining
1	HINGOLI	112	1786	15	3789	12	1057
2	CHANDRAPUR	53	4227	3	4245	0	1119
3	AMRAVATI	0	594	12	2659	15	1091
4	JALNA	0	1090	9	3167	10	2443
5	NANDED	16	3661	0	4708	0	1374
6	RATNAGIRI	0	58	0	141	3	114
7	BULDHANA	1	440	0	2008	0	1515
8	KOLHAPUR	0	686	0	933	1	344
9	SATARA	0	82	0	407	1	275
10	AHMEDNAGAR	0	1634	0	2147	0	1238
11	AKOLA	0	388	0	2740	0	1152
12	AURANGABAD	0	2618	0	3513	0	1653
13	BEED	0	2496	0	5300	0	2699
14	BHANDARA	0	518	0	1120	0	394
15	DHULE	0	219	0	2474	0	1029
16	GADCHIROLI	0	462	0	1526	0	1293
17	GONDIA	0	923	0	1225	0	584
18	JALGAON	0	713	0	2079	0	1285
19	LATUR	0	1158	0	3781	0	1902
20	NAGPUR	0	477	0	1105	0	322
21	NANDURBAR	0	83	0	912	0	1001
22	NASHIK	0	281	0	1615	0	837
23	OSMANABAD	0	1628	0	3268	0	1314
24	PALGHAR	0	541	0	1626	0	781
25	PARBHANI	0	742	0	2497	0	913
26	PUNE	0	244	0	920	0	609
27	RAIGAD	0	357	0	561	0	544
28	SANGLI	0	174	0	781	0	392
29	SINDHUDURG	0	13	0	58	0	44
30	SOLAPUR	0	708	0	1420	0	667
31	THANE	0	94	0	402	0	236
32	WARDHA	0	321	0	1075	0	431
33	WASHIM	0	533	0	1519	0	780
34	YAVATMAL	0	821	0	3617	0	2003
	Total	182	30770	39	69338	42	33435

प्रधानमंत्री आवास योजना ग्रामीण - Delayed Houses

■ पहिला हप्ता मिळाल्यानंतर १२ महिने उलटूनही अपूर्ण घरकुले
 ■ पहिला हप्ता मिळाल्यानंतर १८ महिने उलटूनही अपूर्ण घरकुले
 ■ पहिला हप्ता मिळाल्यानंतर १० दिवसानंतरही दुसरा हप्ता न मिळालेली घरकुले
 ■ दुसरा हप्ता मिळाल्यानंतर १० दिवसानंतरही तिसरा हप्ता न मिळालेली घरकुले
 ■ तिसरा हप्ता मिळाल्यानंतर १० दिवसानंतरही अपूर्ण घरांची संख्या

जिल्हा	पहिला हप्ता मिळाल्यानंतर १२ महिने उलटूनही अपूर्ण घरकुले	पहिला हप्ता मिळाल्यानंतर १८ महिने उलटूनही अपूर्ण घरकुले	पहिला हप्ता मिळाल्यानंतर १० दिवसानंतरही दुसरा हप्ता न मिळालेली घरकुले	दुसरा हप्ता मिळाल्यानंतर १० दिवसानंतरही तिसरा हप्ता न मिळालेली घरकुले	तिसरा हप्ता मिळाल्यानंतर १० दिवसानंतरही अपूर्ण घरांची संख्या
AHMEDNAGAR	2356	1707	3145	1646	42
AKOLA	4087	3429	3440	869	567
AMRAVATI	7186	5438	7067	1518	1034
AURANGABAD	2384	2231	4870	1109	476
BEED	2137	1832	6796	1671	453
BHANDARA	6731	5087	4595	802	2311
BULDHANA	2604	2139	4241	910	760
CHANDRAPUR	2973	1944	3414	742	313
DHULE	5608	4070	5831	2347	1659
GADCHIROLI	3876	2433	2219	1171	961
GONDIA	1804	1742	3079	1010	138
HINGOLI	1003	656	2614	482	105
JALGAON	7745	6548	11057	2098	724
JALNA	1357	1075	3326	869	345
KOLHAPUR	1882	725	2314	287	103
LATUR	778	710	2839	485	49
NAGPUR	3265	2277	2538	437	586
NANDED	9504	9025	14685	2059	387
NANDURBAR	11457	9917	7123	4617	5177
NASHIK	6941	3563	4900	2095	1600
OSMANABAD	1006	577	1210	428	6
PALGHAR	881	634	1287	731	596
PARBHANI	842	721	4718	659	130
PUNE	2207	1706	1957	545	474
RAIGAD	721	238	469	251	167
RATNAGIRI	168	41	332	144	80
SANGLI	2936	2259	3428	595	158
SATARA	640	361	815	246	161
SINDHUDURG	133	83	194	78	39
SOLAPUR	4901	4540	5079	1240	542
THANE	207	188	527	196	313
WARDHA	1104	784	936	217	227
WASHIM	1181	846	2486	448	88
YAVATMAL	6346	4306	6954	1860	1754